

All About Winter

These Blackline Masters can be completed in a variety of ways. The activities are designed to be stimulating, crafty and fun! They range from simple colouring to more complex artworks depending on your requirements – it's up to you! They will equip children with important skills like colouring, cutting, gluing, folding, constructing and creative thinking. Below are some hints and tips for each activity to help you get the most out of your Blackline Masters.

All About Winter Blackline Masters have been designed to celebrate Winter with craft! With a range of activities, students are able to learn about Winter in a fun and creative way. Students can work individually or as part of a group. Experiment with materials and art techniques.

Warm Winter Fire Colouring Sheet

Ask students to colour and decorate their sheet for a quick and easy craft activity. Remember these sheets can be enlarged or reduced on a photocopier according to your requirements. You could make a large A3 poster for group decorating.

Design Your Own Mittens

Scissors will be required to complete this activity. For best results, copy the Blackline Master onto cover paper. Ask students to design, colour and decorate their mittens in colours and patterns that reflect winter to them. Alternatively, students can decorate their mittens with patterned Christmas paper. They can then cut out their mittens and use for a class display.

Snowman Colouring Sheet

Ask students to colour and decorate their sheet for a quick and easy craft activity. Remember these sheets can be enlarged or reduced on a photocopier according to your requirements. You could make a large A3 poster for group decorating. You could even photocopy onto a plastic sheet and project (with overhead projector) the image onto display paper fixed to a wall for students to trace and do a large scale painting!

Penguin Colouring Sheet

Ask students to colour and decorate their sheet for a quick and easy craft activity. Remember these sheets can be enlarged or reduced on a photocopier according to your requirements. You could make a large A3 poster for group decorating.

Winter Colouring Sheet

Ask students to colour and decorate their sheet for a quick and easy craft activity. Remember these sheets can be enlarged or reduced on a photocopier according to your requirements. You could make a large A3 poster for group decorating.

All About Winter!

Ask students to fill in the activity sheet questions about Winter. Have students decorate and include pictures in the frame. These could be photos, pictures from magazines or have them create their very own Winter artworks!

Winter Activity Book

Scissors will be required to complete this activity. For best results, copy the Blackline Master onto cover paper. Ask students to cut out the sheet and fold along the dotted lines to create their booklet. Ask the students to colour and decorate their activity book and finish by completing the puzzles.

Winter Mandala


Ask students to colour and decorate their sheet for a quick and easy craft activity. Use colours that reflect Winter such as different tones of blue. Remember these sheets can be enlarged or reduced on a photocopier according to your requirements. You could make a large A3 poster for group decorating.

Winter Symbols

Scissors will be required to complete this activity. For best results, copy the Blackline Master onto cover paper. Ask students to colour and decorate their sheet. These shapes can be used as decorations or embellishments. Remember these sheets can be enlarged or reduced on a photocopier according to your requirements.

Snowflakes

Scissors and glue will be required to complete this activity. For best results, copy the Blackline Master onto cover paper. Ask students to colour, decorate and cut out their snowflakes. Students could even use collage items like glitter and sequins to add sparkle to their snowflakes. Cut the snowflakes out following the dotted lines. Remember these sheets can be enlarged or reduced on a photocopier according to your requirements.



All About Winter!


In Winter I see _____

In Winter I hear _____

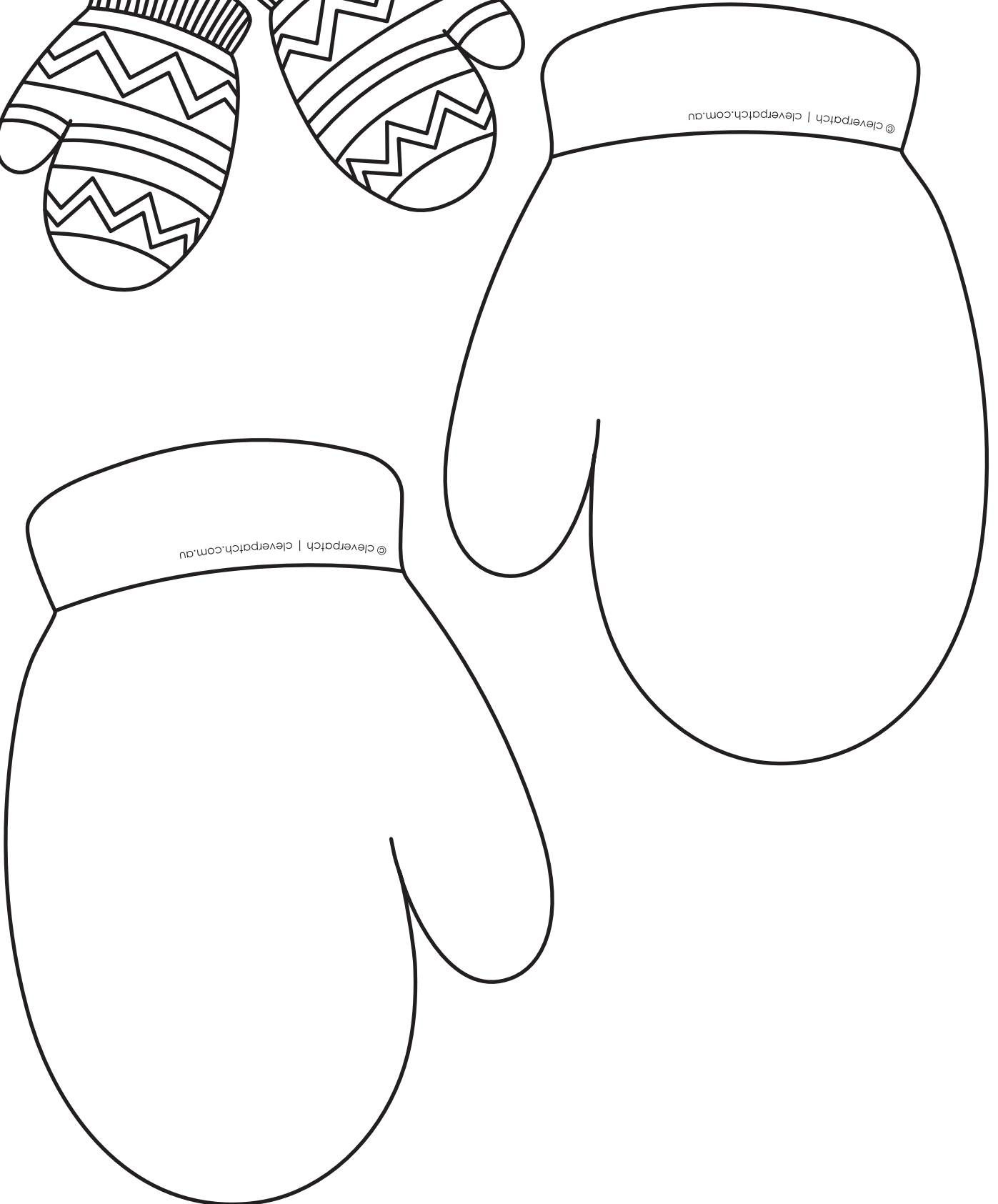
In Winter I smell _____


In Winter I feel _____

My favourite thing about Winter is _____




Design Your Own Mittens







Snowflakes


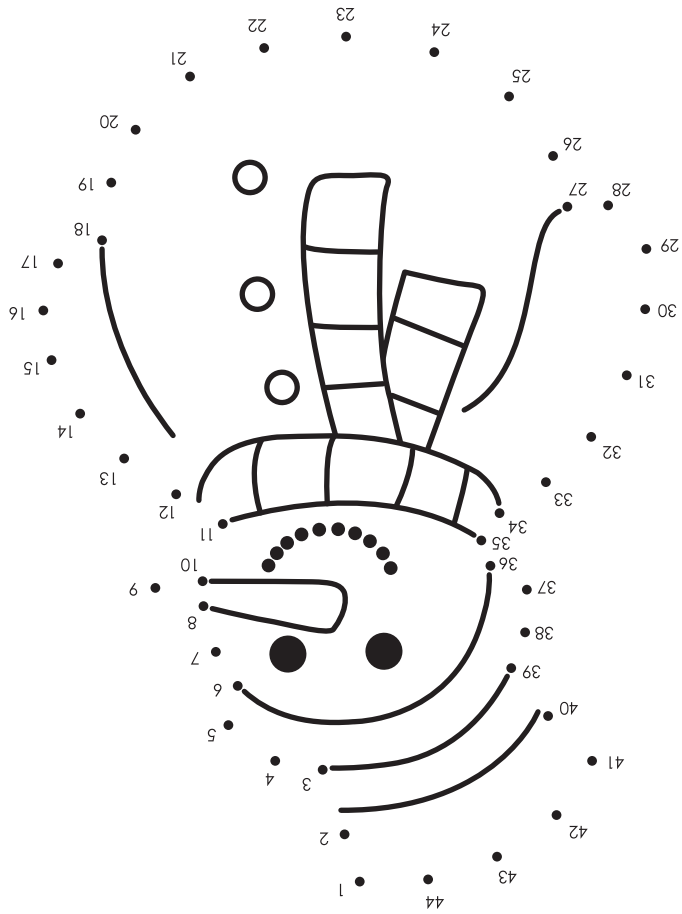
--- cut











Help Penguin find his beanie


Find the Winter words:

- | | | |
|---------|------------|---------|
| snow | cold | scarf |
| gloves | snowflakes | beanie |
| snowman | ugg boots | penguin |

s n u o w o r c a g
 n h m g y h n o e n
 o e s l g e u l h g
 w a c n e b m d v l
 f r a w o b o r d o
 l w r l i w d o n v
 a b f m h e g u t e
 k e b e a n i e a s
 e p w o e t y w s n
 s n o w m a n d o i
 s v m p e n g u i n

Name: _____

Winter
Activity Book



Winter Symbols

